




(1)(a) STATEMENT SHOWING SHAREHOLDING PATTERN IN CLAUSE-35			
NAME OF THE COMPANY: MIRZA INTERNATIONAL LIMITED			
SCRIP CODE:	526642	Name of the Scrip:	
Class of Security:			
QUARTER ENDED:	30/09/2014		
Partly paid-up shares	No. of partly paid-up shares	As a % of total no. of partly paid-up shares	As a % of total no. of shares of the Company.
Held by promoter/promoter group	0	0	0
Held by Public	0	0	0
Total:	0	0	0
Outstanding convertible securities:	No. of outstanding securities	As a % of total no. of outstanding convertible securities.	As a % of total no. of shares of the Company assuming full conversion of the convertible securities
Held by promoter/promoter group	0	0	0
Held by Public	0	0	0
Total:	0	0	0
Warrants:	No. of warrants	As a % of total no. of warrants	As a % of total no. of shares of the Company, assuming full conversion of warrants
Held by promoter/promoter group	0	0	0
Held by Public	0	0	0
Total:	0	0	0
Total paid-up capital of the Company, assuming full conversion of warrants and convertible securities	92706000	0	100.00




CATEGORY CODE	CATEGORY OF SHAREHOLDER	NO OF SHAREHOLDERS	TOTAL NUMBER OF SHARES	NO OF SHARES HELD IN DEMATERIALIZED FORM	TOTAL SHAREHOLDING AS A % OF TOTAL NO OF SHARES		SHARES PLEDGE OR OTHERWISE ENCUMBERED	
					AS a PERCENTAGE of (A+B) (VI)	As a PERCENTAGE of (A+B+C) (VII)	NUMBER OF SHARES (VIII)	AS a PERCENTAGE (IX)=(VIII)/(IV)*100
(I)	(II)	(III)	(IV)	(V)	(VI)	(VII)	(VIII)	(IX)
(A)	PROMOTER AND PROMOTER GROUP							
(1)	INDIAN							
(a)	Individual /HUF	21	60155981	60155981	64.89	64.89	0	0.00
(b)	Central Government/State Government(s)	0	0	0	0.00	0.00	0	0.00
(c)	Bodies Corporate	0	0	0	0.00	0.00	0	0.00
(d)	Financial Institutions / Banks	0	0	0	0.00	0.00	0	0.00
(e)	Others	0	0	0	0.00	0.00	0	0.00
	Sub-Total A(1) :	21	60155981	60155981	64.89	64.89	0	0.00
(2)	FOREIGN							
(a)	Individuals (NRIs/Foreign Individuals)	1	1000000	1000000	1.08	1.08	0	0.00
(b)	Bodies Corporate	0	0	0	0.00	0.00	0	0.00
(c)	Institutions	0	0	0	0.00	0.00	0	0.00
(d)	Qualified Foreign Investor	0	0	0	0.00	0.00	0	0.00
(e)	Others	0	0	0	0.00	0.00	0	0.00
	Sub-Total A(2) :	1	1000000	1000000	1.08	1.08	0	0.00
	Total A=A(1)+A(2)	22	61155981	61155981	65.97	65.97	0	0.00
(B)	PUBLIC SHAREHOLDING							
(1)	INSTITUTIONS							
(a)	Mutual Funds /UTI	3	5500	4500	0.01	0.01		
(b)	Financial Institutions /Banks	6	168180	168180	0.18	0.18		
(c)	Central Government / State Government(s)	0	0	0	0.00	0.00		
(d)	Venture Capital Funds	0	0	0	0.00	0.00		
(e)	Insurance Companies	0	0	0	0.00	0.00		
(f)	Foreign Institutional Investors	0	0	0	0.00	0.00		
(g)	Foreign Venture Capital Investors	0	0	0	0.00	0.00		
(h)	Qualified Foreign Investor	0	0	0	0.00	0.00		
(i)	Others	0	0	0	0.00	0.00		
	Sub-Total B(1) :	9	173680	172680	0.19	0.19		
(2)	NON-INSTITUTIONS							
(a)	Bodies Corporate	657	5307035	5298535	5.72	5.72		
(b)	Individuals							
	(i) Individuals holding nominal share capital upto Rs.1 lakh	25096	21609497	20655130	23.31	23.31		
	(ii) Individuals holding nominal share capital in excess of Rs.1 lakh	26	2863383	2863383	3.09	3.09		
(c)	Others							
	NON RESIDENT INDIANS	329	1145988	1145988	1.24	1.24		
	CLEARING MEMBERS	135	447936	447936	0.48	0.48		
	TRUSTS	1	2500	2500	0.00	0.00		
(d)	Qualified Foreign Investor	0	0	0	0.00	0.00		
	Sub-Total B(2) :	26244	31376339	30413472	33.84	33.84		
	Total B=B(1)+B(2) :	26253	31550019	30586152	34.03	34.03		
	Total (A+B) :	26275	92706000	91742133	100.00	100.00		
(C)	Shares held by custodians, against which Depository Receipts have been issued							
(1)	Promoter and Promoter Group							
(2)	Public	0	0	0	0.00	0.00		
	GRAND TOTAL (A+B+C) :	26275	92706000	91742133	100.00	0.00	0	0.00





Statement showing holding of securities (including shares, warrants, convertible securities) of persons belonging to the category "Promoter and Promoter Group"											
Sr.No	Name of the Shareholder	Details of Shares held		Encumbered shares (*)			Details of Warrants		Details of convertible securities		Total Shares (including underlying shares assuming full conversion of warrants and convertible securities) as a % of diluted share
(i)	(ii)	No. of Shares held (iii)	As a % of grand total (A)+(B)+(C) (iv)	Pledge Shares (v)	AS a percentage (vi)=(v)/(iii)*100	AS a % of grand total (A) + (B) + (C) of sub-clause (i)(a) (vii)	Number of warrants held (viii)	As a % total number of warrants of the same class (ix)	Number of convertible securities held (x)	As a % total number of convertible securities of the same class (xi)	(xii)
1	YASMIN MIRZA	11300850	12.19	0	0.00	0.00	0	0.00	0	0.00	12.19
2	TASNEEF AHMAD MIRZA	7728650	8.34	0	0.00	0.00	0	0.00	0	0.00	8.34
3	TAUSEEF AHMAD MIRZA	6944000	7.49	0	0.00	0.00	0	0.00	0	0.00	7.49
4	IRSHAD MIRZA	5576234	6.01	0	0.00	0.00	0	0.00	0	0.00	6.01
5	RASHID AHMAD MIRZA	4413200	4.76	0	0.00	0.00	0	0.00	0	0.00	4.76
6	SHAHID AHMAD MIRZA	4295750	4.63	0	0.00	0.00	0	0.00	0	0.00	4.63
7	FARAZ MIRZA	3418940	3.69	0	0.00	0.00	0	0.00	0	0.00	3.69
8	JAMIL ARA BEGUM	3397450	3.66	0	0.00	0.00	0	0.00	0	0.00	3.66
9	FAUZIA MIRZA	3008450	3.25	0	0.00	0.00	0	0.00	0	0.00	3.25
10	HUMA MIRZA	2079800	2.24	0	0.00	0.00	0	0.00	0	0.00	2.24
11	IRSHAD MIRZA	1217307	1.31	0	0.00	0.00	0	0.00	0	0.00	1.31
12	MARIYA TARANNUM	1000000	1.08	0	0.00	0.00	0	0.00	0	0.00	1.08
13	SABIHA HUSSAIN	1000000	1.08	0	0.00	0.00	0	0.00	0	0.00	1.08
14	WASIA UROOJ	1000000	1.08	0	0.00	0.00	0	0.00	0	0.00	1.08
15	IRAM MIRZA	939500	1.01	0	0.00	0.00	0	0.00	0	0.00	1.01
16	HIBA MIRZA	750000	0.81	0	0.00	0.00	0	0.00	0	0.00	0.81
17	SARA MIRZA	750000	0.81	0	0.00	0.00	0	0.00	0	0.00	0.81
18	FAIZA MIRZA	566850	0.61	0	0.00	0.00	0	0.00	0	0.00	0.61
19	MASTER FARZAN MIRZA	500000	0.54	0	0.00	0.00	0	0.00	0	0.00	0.54
20	MASTER MUSTAFA MIRZA	500000	0.54	0	0.00	0.00	0	0.00	0	0.00	0.54
21	AMAAN MIRZA	447000	0.48	0	0.00	0.00	0	0.00	0	0.00	0.48
22	YUSRA MIRZA	322000	0.35	0	0.00	0.00	0	0.00	0	0.00	0.35
TOTAL :		61155981	65.97	0	0.00	0.00	0	0.00	0	0.00	65.97



(i)(c)(i) Statement showing holding of securities (including shares, warrants, convertible securities) of persons belonging to the category "Public" and holding more than 1% of the total number of shares								
Sr.No.	Name of the shareholder	Number of shares held	Shares as a percentage of total number of shares (i.e., Grant total (A)+(B)+(C) indicated in Statement at para (i)(a) above)	Details of warrants		Details of convertible securities		Total shares (including underlying shares assuming full conversion of warrants and convertible securities) as a % of diluted share capital)
				Number of warrants held	As a % total number of warrants of the same class	Number of convertible securities held	% w.r.t total number of convertible securities of the same class	
TOTAL :								
		0	0	0	0	0	0	0



Statement showing holding of securities (including shares, warrants, convertible securities) of persons (together with PAC) belonging to the category "Public" and holding more than 5% of the total number of shares of the company							
Name(s) of the shareholder(s) and the Persons Acting in Concert (PAC) with them	Number of shares held	Shares as a percentage of total number of shares (i.e., Grant total (A)+(B)+(C) Indicated in Statement at para (I)(a) above)	Details of warrants		Details of convertible securities		Total shares (including underlying shares assuming full conversion of warrants and convertible securities) as a % of diluted share capital
			Number of warrants held	As a % total number of warrants of the same class	Number of convertible securities held	% w.r.t total number of convertible securities of the same class	
TOTAL :	0	0	0	0	0	0	0



MIRZA INTERNATIONAL LIMITED						
LIST OF 1% AND ABOVE SHAREHOLDERS AS ON 30/09/2014						
Sno	Dpid	Folio/Cientid	Name/Jt1/Jt2	Shares	% Equity	Category
1	IN301330	17470067	YASMIN MIRZA	11300850	12.19	DIR
2	IN301330	17466079	TASNEEF AHMAD MIRZA	7728650	8.34	DIR
3	IN301330	17477809	TAUSEEF AHMAD MIRZA	6944000	7.49	DIR
4	IN301330	17465379	IRSHAD MIRZA	5576234	6.01	DIR
5	IN301330	17466054	RASHID AHMAD MIRZA	4413200	4.76	DIR
6	IN301330	17466118	SHAHID AHMAD MIRZA	4295750	4.63	DIR
7	IN301330	18344408	FARAZ MIRZA	3418940	3.69	DIR
8	IN301330	17465694	JAMIL ARA BEGUM	3397450	3.66	DIR
9	IN301557	20035986	FAUZIA MIRZA	3008450	3.25	DIR
10	IN301127	16557224	HUMA MIRZA	2079800	2.24	DIR
11	IN301774	16256418	IRSHAD MIRZA	1217307	1.31	DIR
12	IN301330	17465660	WASIA UROOJ	1000000	1.08	DIR
13	IN301330	17489963	SABIHA HUSSAIN	1000000	1.08	FPR
14	IN301330	17490014	MARIYA TARANNUM	1000000	1.08	DIR
15	IN301127	16557240	IRAM MIRZA	939500	1.01	DIR
		Total:		57320131	61.83	

