

Format of Holding of Specified securities

1. Name of Listed Entity: MIRZA INTERNATIONAL LIMITED
2. Scrip Code/Name of Scrip/Class of Security: 526642, MIRZAIN, EQUITY SHARES
3. Share Holding Pattern Filed under: Reg.31(1)(c)
 - a. if under 31(1)(b) then indicate the report for quarter ending N.A
 - b. if under 31(1)(c) then indicate date of allotment/extinguishment 01/04/16
4. Declaration : The Listed entity is required to submit the following declaration to the extent of submission of information:

	Particulars	YES*	NO*
a	Whether the Listed Entity has issued any partly paid up shares	N.A	NO
b	Whether the Listed Entity has issued any Convertible Securities or Warrants?	N.A.	NO
c	Whether the Listed Entity has any shares against which depository receipts are issued?	N.A.	NO
d	Whether the Listed Entity has any shares in locked-in?	N.A.	NO
e	Whether any shares held by promoters are pledge or otherwise encumbered?	N.A.	NO

5. The tabular format for disclosure of holding of specified securities is as follows:



Table I - Summary Statement holding of specified securities

Category	Category of Shareholder	No of Shareholders	No of fully paid up equity shares held	No of Partly paid-up equity shares held	No of Shares Underlying Depository Receipts	Total No of Shares Held (VII) = (IV)+(V)+(VI)	Shareholding as a % of total no of shares (As a % of (A+B+C2))	Number of Voting Rights held in each class of securities			No of Shares Underlying Outstanding convertible securities (Including Warrants)	Shareholding as a % assuming full conversion of convertible Securities (as a percentage of diluted share capital)	Number of Locked in Shares		Number of Shares pledged or otherwise encumbered		Number of equity shares held in dematerialized form	
								No of Voting Rights		Total as a % of (A+B+C)			No.	As a % of total Shares held	No.	As a % of total Shares held		
								Class X	Class Y									Total
(I)	(II)	(III)	(IV)	(V)	(VI)	(VII)	(VIII)	(IX)			(X)	(XI)	(XII)		(XIII)	(XIV)		
(A)	Promoter & Promoter Group	21	88755981	0	0	88755981	73.78	88755981	0	88755981	73.78	0	73.78	0	0.00	0	0.00	88755981
(B)	Public	26651	31550019	0	0	31550019	26.22	31550019	0	31550019	26.22	0	26.22	0	0.00	NA	NA	30627147
(C)	Non Promoter-Non Public																	
(C1)	Shares underlying DRs	0	0	0	0	0	NA	0	0	0	0.00	0	NA	0	0.00	NA	NA	0
(C2)	Shares held by Employes Trusts	0	0	0	0	0	0.00	0	0	0	0.00	0	0.00	0	0.00	NA	NA	0
	Total:	26672	120306000	0	0	120306000	100.00	120306000	0	120306000	100.00	0	100.00	0	0.00	0	0.00	119383128




Table II - Statement showing shareholding pattern of the Promoter and Promoter Group

Category	Category & Name of the Shareholder	PAN	No of Shareholders	No of fully paid up equity shares held	No of Partly paid-up equity shares held	No of Shares Underlying Depository Receipts	Total No of Shares Held (IV+V+VI)	Shareholding as a % of total no of shares (calculated as per SCRR, 1957 (VIII) As a % of (A+B+C2)	Number of Voting Rights held in each class of securities			No of Shares Underlying Outstanding convertible securities (Including Warrants)	Shareholding as a % assuming full conversion of convertible Securities (as a percentage of diluted share capital) (VII)+(X) As a % of (A+B+C2)	Number of Locked in Shares		Number of Shares pledged or otherwise encumbered		Number of equity shares held in dematerialized form	
									No of Voting Rights	Total as a % of (A+B+C)				No.	As a % of total Shares held	No.	As a % of total Shares held		
									Class X	Class Y	Total								
									(IX)			(X)	(XI)	(XII)		(XIII)		(XIV)	
(1)	Indian	(II)	(III)	(IV)	(V)	(VI)	(VII)	(VIII)				(X)	(XI)					(XIV)	
(a)	Individuals/Hindu undivided Family		21	88755981	0	0	88755981	73.78	88755981	0	88755981	73.78	0	73.78	0	0.00	0	0.00	88755981
	FAUZIA MIRZA	AABPF7028C	1	3008450	0	0	3008450	2.50	3008450	0	3008450	2.50	0	2.50	0	0.00	0	0.00	3008450
	WASIA UROOJ	AABPU2862P	1	1000000	0	0	1000000	0.83	1000000	0	1000000	0.83	0	0.83	0	0.00	0	0.00	1000000
	MARIYA TARANNUM	AAFPT6870J	1	1000000	0	0	1000000	0.83	1000000	0	1000000	0.83	0	0.83	0	0.00	0	0.00	1000000
	RASHID AHMED MIRZA	AASPM7764K	1	11313200	0	0	11313200	9.40	11313200	0	11313200	9.40	0	9.40	0	0.00	0	0.00	11313200
	TASNEEF AHMAD MIRZA	AASPM7765J	1	11868650	0	0	11868650	9.87	11868650	0	11868650	9.87	0	9.87	0	0.00	0	0.00	11868650
	IRSHAD MIRZA	AATPM4828M	2	7793541	0	0	7793541	6.48	7793541	0	7793541	6.48	0	6.48	0	0.00	0	0.00	7793541
	TAUSEEF AHMAD MIRZA	AATPM8471A	1	13844000	0	0	13844000	11.51	13844000	0	13844000	11.51	0	11.51	0	0.00	0	0.00	13844000
	SHAHID AHMAD MIRZA	AATPM8472D	1	7055750	0	0	7055750	5.86	7055750	0	7055750	5.86	0	5.86	0	0.00	0	0.00	7055750
	HUMA MIRZA	ACGPM9880J	1	3459800	0	0	3459800	2.88	3459800	0	3459800	2.88	0	2.88	0	0.00	0	0.00	3459800
	JAMIL ARA BEGUM	ADAPB850SE	1	3397450	0	0	3397450	2.82	3397450	0	3397450	2.82	0	2.82	0	0.00	0	0.00	3397450
	IRAM MIRZA	AHQPM7468M	1	939500	0	0	939500	0.78	939500	0	939500	0.78	0	0.78	0	0.00	0	0.00	939500
	YASMIN MIRZA	AJOPM7729D	1	11300850	0	0	11300850	9.39	11300850	0	11300850	9.39	0	9.39	0	0.00	0	0.00	11300850
	FARAZ MIRZA	AKDPM5769M	1	4798940	0	0	4798940	3.99	4798940	0	4798940	3.99	0	3.99	0	0.00	0	0.00	4798940
	HIBA MIRZA	AOWPM3548K	1	750000	0	0	750000	0.62	750000	0	750000	0.62	0	0.62	0	0.00	0	0.00	750000
	MUSTAFA MIRZA	AOWPM3549J	1	500000	0	0	500000	0.42	500000	0	500000	0.42	0	0.42	0	0.00	0	0.00	500000
	SARA MIRZA	AOWPM3566P	1	750000	0	0	750000	0.62	750000	0	750000	0.62	0	0.62	0	0.00	0	0.00	750000
	FARZAN MIRZA	AOWPM3567N	1	500000	0	0	500000	0.42	500000	0	500000	0.42	0	0.42	0	0.00	0	0.00	500000
	AMAAN MIRZA	AOWPM3568D	1	447000	0	0	447000	0.37	447000	0	447000	0.37	0	0.37	0	0.00	0	0.00	447000
	FAIZA MIRZA	AOWPM3569C	1	566850	0	0	566850	0.47	566850	0	566850	0.47	0	0.47	0	0.00	0	0.00	566850
	YUSRA MIRZA	AOWPM3571N	1	322000	0	0	322000	0.27	322000	0	322000	0.27	0	0.27	0	0.00	0	0.00	322000
	SHUJA MIRZA	AFUPM2541P	1	4140000	0	0	4140000	3.44	4140000	0	4140000	3.44	0	3.44	0	0.00	0	0.00	4140000
(b)	Central Government/State Government(s)		0	0	0	0	0	0.00	0	0	0	0.00	0	0.00	0	0.00	0	0.00	0
(c)	Financial Institutions/Banks		0	0	0	0	0	0.00	0	0	0	0.00	0	0.00	0	0.00	0	0.00	0
(d)	Any Other		0	0	0	0	0	0.00	0	0	0	0.00	0	0.00	0	0.00	0	0.00	0
	Sub-Total (A)(1)		21	88755981	0	0	88755981	73.78	88755981	0	88755981	73.78	0	73.78	0	0.00	0	0.00	88755981
(2)	Foreign																		
(a)	Individuals (Non-Resident Individuals/Foreign Individuals)		0	0	0	0	0	0.00	0	0	0	0.00	0	0.00	0	0.00	0	0.00	0
(b)	Government		0	0	0	0	0	0.00	0	0	0	0.00	0	0.00	0	0.00	0	0.00	0
(c)	Institutions		0	0	0	0	0	0.00	0	0	0	0.00	0	0.00	0	0.00	0	0.00	0
(d)	Foreign Portfolio Investor		0	0	0	0	0	0.00	0	0	0	0.00	0	0.00	0	0.00	0	0.00	0
(e)	Any Other		0	0	0	0	0	0.00	0	0	0	0.00	0	0.00	0	0.00	0	0.00	0
	Sub-Total (A)(2)		0	0	0	0	0	0.00	0	0	0	0.00	0	0.00	0	0.00	0	0.00	0
	Total Shareholding of Promoter and Promoter Group (A)=(A)(1)+(A)(2)		21	88755981	0	0	88755981	73.78	88755981	0	88755981	73.78	0	73.78	0	0.00	0	0.00	88755981




Table III - Statement showing shareholding pattern of the Public shareholder

Category	Category & Name of the Shareholder	PAN	No of Shareholders	No of fully paid up equity shares held	No of Partly paid-up equity shares held	No of Shares Underlying Depository Receipts	Total No of Shares Held (IV+V+VI)	Shareholding as a % of total no of shares (A+B+C2)	Number of Voting Rights held in each class of securities			No of Shares Underlying Outstanding convertible securities (Including Warrants)	Shareholding as a % assuming full conversion of convertible Securities (as a percentage of diluted share capital)	Number of Locked in Shares		Number of Shares pledged or otherwise encumbered		Number of equity shares held in dematerialized form	
									Class X	Class Y	Total			No.	As a % of total Shares held	No.	As a % of total Shares held		
																			(IX)
(I)	(II)	(III)	(IV)	(V)	(VI)	(VII)	(VIII)	(IX)	(X)	(XI)	(XII)	(XIII)	(XIV)						
(1)	Institutions																		
(a)	Mutual Funds		4	1247823	0	0	1247823	1.04	1247823	0	1247823	1.04	0	1.04	0	0.00	NA	NA	1246823
	HSBC MIDCAP EQUITY FUND	AAATH24	1	1242323	0	0	1242323	1.03	1242323	0	1242323	1.03	0	1.03	0	0.00	NA	NA	1242323
(b)	Venture Capital Funds		0	0	0	0	0	0.00	0	0	0	0.00	0	0.00	0	0.00	NA	NA	0
(c)	Alternate Investment Funds		0	0	0	0	0	0.00	0	0	0	0.00	0	0.00	0	0.00	NA	NA	0
(d)	Foreign Venture Capital Investors		0	0	0	0	0	0.00	0	0	0	0.00	0	0.00	0	0.00	NA	NA	0
(e)	Foreign Portfolio Investors		11	669953	0	0	669953	0.56	669953	0	669953	0.56	0	0.56	0	0.00	NA	NA	669953
(f)	Financial Institutions/Banks		4	165298	0	0	165298	0.14	165298	0	165298	0.14	0	0.14	0	0.00	NA	NA	165298
(g)	Insurance Companies		0	0	0	0	0	0.00	0	0	0	0.00	0	0.00	0	0.00	NA	NA	0
(h)	Provident Funds/Pension Funds		0	0	0	0	0	0.00	0	0	0	0.00	0	0.00	0	0.00	NA	NA	0
(i)	Any Other																		
	Sub Total (B)(1)		19	2083074	0	0	2083074	1.73	2083074	0	2083074	1.73	0	1.73	0	0.00	NA	NA	2082074
(2)	Central Government/State Government(s)/President of India		0	0	0	0	0	0.00	0	0	0	0.00	0	0.00	0	0.00	NA	NA	0
	Sub Total (B)(2)		0	0	0	0	0	0.00	0	0	0	0.00	0	0.00	0	0.00	NA	NA	0
(3)	Non-Institutions																		
(a)	i. Individual shareholders holding nominal share capital up to Rs.2 lakhs		25542	15887505	0	0	15887505	13.21	15887505	0	15887505	13.21	0	13.21	0	0.00	NA	NA	14974133
	ii. Individual shareholders holding nominal share capital in excess of Rs. 2 Lakhs		12	2704525	0	0	2704525	2.25	2704525	0	2704525	2.25	0	2.25	0	0.00	NA	NA	2704525
(b)	NBFCs Registered with RBI		4	17500	0	0	17500	0.01	17500	0	17500	0.01	0	0.01	0	0.00	NA	NA	17500
(c)	Employee Trusts		0	0	0	0	0	0.00	0	0	0	0.00	0	0.00	0	0.00	NA	NA	0
(d)	Overseas Depositories (Holding DRs)(Balancing figure)		0	0	0	0	0	0.00	0	0	0	0.00	0	0.00	0	0.00	NA	NA	0
(e)	Any Other																		
	TRUSTS		1	2500	0	0	2500	0.00	2500	0	2500	0.00	0	0.00	0	0.00	NA	NA	2500
	NON RESIDENT INDIANS		355	724041	0	0	724041	0.60	724041	0	724041	0.60	0	0.60	0	0.00	NA	NA	724041
	CLEARING MEMBERS		153	240944	0	0	240944	0.20	240944	0	240944	0.20	0	0.20	0	0.00	NA	NA	240944
	BODIES CORPORATES		565	9889930	0	0	9889930	8.22	9889930	0	9889930	8.22	0	8.22	0	0.00	NA	NA	9881430
	Sub Total (B)(3)		26632	29466945	0	0	29466945	24.49	29466945	0	29466945	24.49	0	24.49	0	0.00			28545073
	Total Public Shareholding (B) = (B)(1)+(B)(2)+(B)(3)		26651	31550019	0	0	31550019	26.22	31550019	0	31550019	26.22	0	26.22	0	0.00			30627147




Table IV - Statement showing shareholding pattern of the Non Promoter - Non Public Shareholder

Category	Category & Name of the Shareholder	PAN	No of Shareholders	No of fully paid up equity shares held	No of Partly paid-up equity shares held	No of Shares Underlying Depository Receipts	Total No of Shares Held (IV+V+VI)	Shareholding as a % of total no of shares (A+B+C2)	Number of Voting Rights held in each class of securities			No of Shares Underlying convertible securities (Including Warrants)	Shareholding as a % assuming full conversion of convertible Securities (as a percentage of diluted share capital)	Number of Locked in Shares		Number of Shares pledged or otherwise encumbered		Number of equity shares held in dematerialized form	
									No of Voting Rights	Total as a % of (A+B+C)				No.	As a % of total Shares held	No.	As a % of total Shares held		
									Class X	Class Y	Total								
	(I)	(II)	(III)	(IV)	(V)	(VI)	(VII)	(VIII)	(IX)			(X)	(XI)	(XII)	(XIII)		(XIV)		
(1)	Custodian/DR Holder		0	0	0	0	0	0.00	0	0	0	0.00	0	0.00	0	0.00	NA	NA	0
(2)	Employee Benefit Trust (under SEBI(Share based Employee Benefit) Regulations 2014)		0	0	0	0	0	0.00	0	0	0	0.00	0	0.00	0	0.00	NA	NA	0
	Total Non-Promoter-Non Public Shareholding (C) = (C)(1)+(C)(2)		0	0	0	0	0	0.00	0	0	0	0.00	0	0.00	0	0.00			0

